



School, Community, Growth

Connecticut State Department of Education

Health Services Program Information Survey

Summary of Highlights

November 1, 2009

Developed for:

The Connecticut State Department of Education

By

Dr. Mhora Newsom-Stewart, Director
Collaborative Evaluation and Strategic Change

Contact:

EDUCATION CONNECTION

P.O. Box 909
355 Goshen Road
Litchfield, CT 06759-0909
Phone: 860-567-0863

Contact:

Connecticut State Department of Education

Stephanie G. Knutson, School Health Consultant
Bureau of Health/Nutrition, Family Services and Adult Education
Connecticut State Department of Education
25 Industrial Park Road
Middletown, CT 06457
Phone: 860-807-2108

Connecticut State Department of Education Health Services Program Information Survey

Summary of Highlights 2004-09

Background:

The Connecticut State Department of Education (CSDE), as part of its ongoing efforts to support and expand school health services provided to Connecticut students, has completed its sixth year of data collection regarding school health services. This data collection process is designed to assist the CSDE to understand the status of school health services in Connecticut school districts, the needs of school districts and students in the area of school health services, and progress being made in these areas over time.

As one component of these ongoing efforts, the CSDE commissioned **EDUCATION CONNECTION** to develop an online survey to collect information regarding the status of school health services from school districts throughout Connecticut. **EDUCATION CONNECTION** designed the survey process in collaboration with the CSDE and the Connecticut State Health Records Committee. The survey process was pilot-tested in spring 2003, and then implemented in spring 2004. The survey has been administered annually since 2004.

Each year, the Coordinator of School Nursing in each of 169 Connecticut school districts has been asked to complete the online survey. Response rates have ranged from 61 to 73 percent over the six-year period. Each year, **EDUCATION CONNECTION** has analyzed the questionnaire data using the Statistical Package for the Social Sciences and developed a report in collaboration with the CSDE. Final reports are available on the **EDUCATION CONNECTION** Web site.

This report presents a summary of survey highlights from 2004 to 2009. The purpose of this summary is to assist school districts and state agencies to track trends in the status of school health services and needs over time. Because the survey has been reviewed and revised as necessary over time, the time range presented in this summary varies.

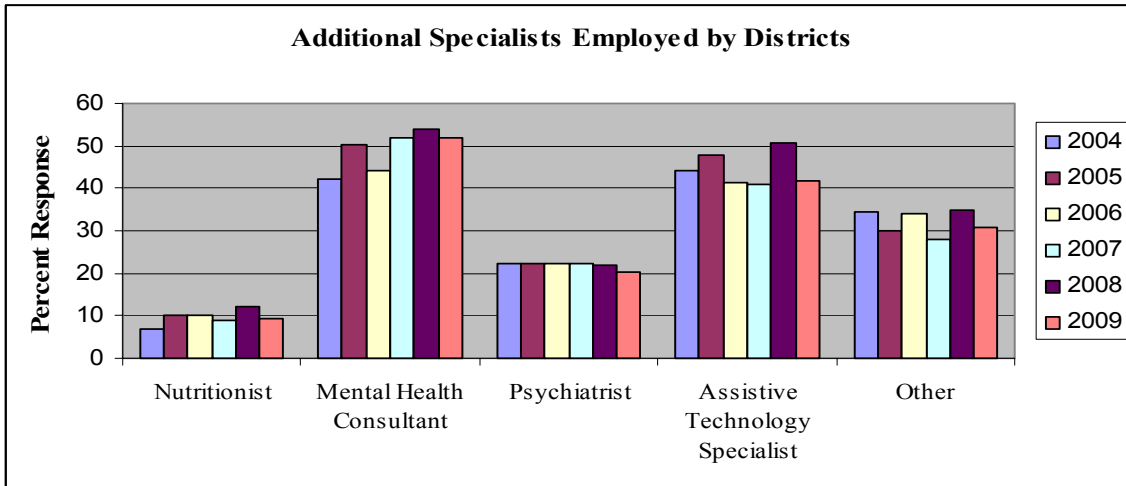
Nursing Staff:

- 60 to 70 percent of full-time equivalent (FTE) school nursing staff in Connecticut districts are classified as school nurses. Another 6 to 9 percent are nurse leaders.
- 69 to 79 percent of school nurses and 76 to 82 percent of nurse leaders are funded by the local boards of education.

Nursing Staff Classification	Percent of FTE Staff				
	2005	2006	2007	2008	2009
Nurse Leaders	8.7%	7.5%	8.4%	6.2%	8.7%
School Nurses	67.0	67.7	67.3	60.2	69.8
Other Registered Nurses	8.8	9.1	6.3	11.8	7.8
Nursing Support	15.5	15.7	18.0	21.8	13.7

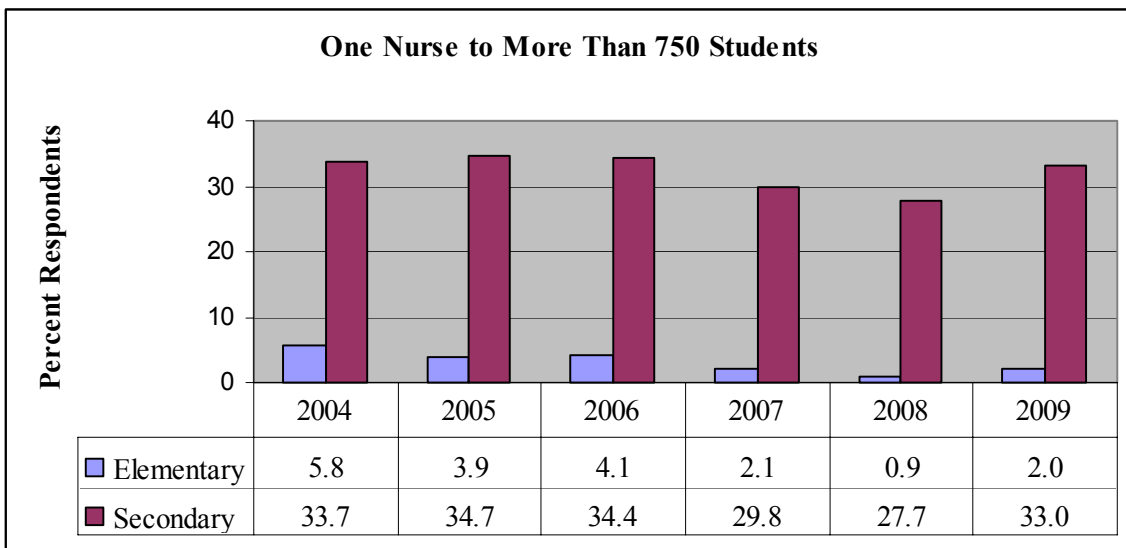
Additional Staff:

- 6 to 11 percent of districts use the service of medical advisors more than 10 hours per month.
- 80 to 91 percent of medical advisors are funded through the local boards of education.
- 6 in 10 advisors specialize in pediatrics.
- Although respondents have commented on the need for more support in the areas of mental health services and nutrition, survey results suggest no appreciable increase in the percentage of districts employing specialists in these areas.

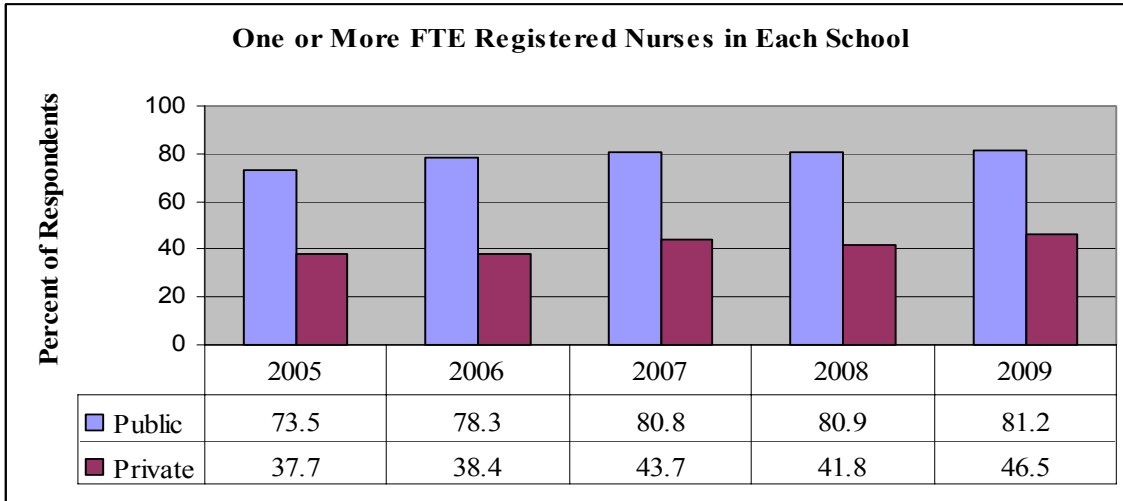


Staffing Levels:

- A majority of Connecticut districts meet national guidelines that suggest a school district have no less than one nurse to 750 students.
- The percentage of districts not meeting the guideline ranges from 28 to 35 percent at the secondary level and from 1 to 6 percent at the elementary level. During 2009, the percentage of schools not meeting guidelines increased for both levels over the 2008 levels.

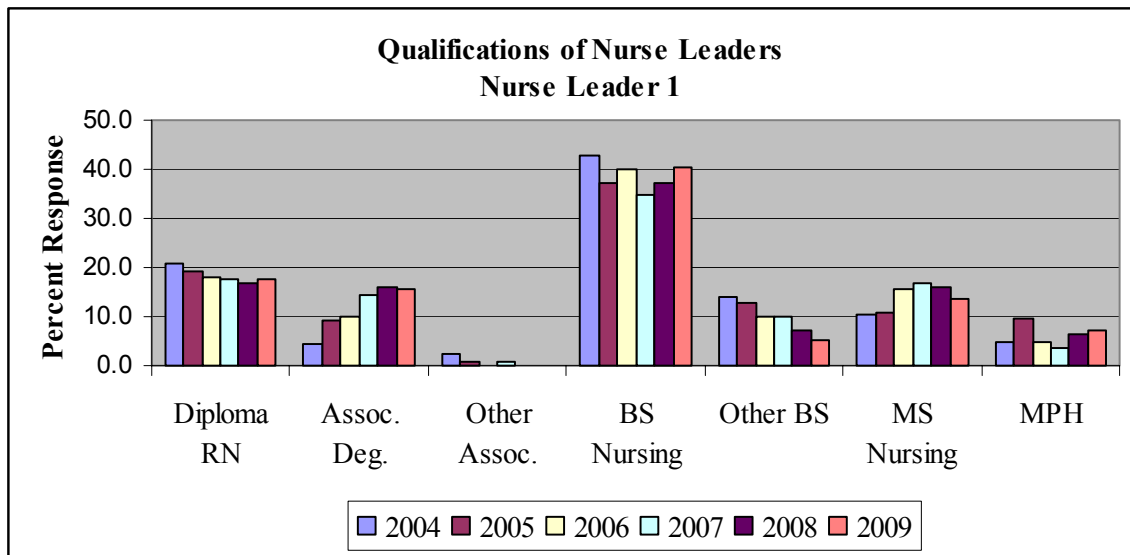


- About 8 in 10 of Connecticut school districts have had the equivalent of at least one full-time registered nurse in each public school over the past six years. This percentage has increased each year for which data has been collected.
- About 4 in 10 school districts serving private non-profit schools have had the equivalent of at least one full-time registered nurse in each private school. This percentage has increased gradually over the past six years.



Staff Qualifications:

- On an annual basis, almost half of all Connecticut school nurses hold a bachelor of science in nursing and slightly less than a quarter are diploma registered nurses.
- Nurse leader credentials have shifted over time...
 - Fifty-six percent of districts had a nurse leader with a bachelor of science degree in 2004 compared to only 45 percent of districts in 2008 and 46 percent of districts in 2009.
 - Seven percent of districts had a nurse leader with an associate degree in 2004 compared to 16 percent in 2009.



Health Care Screenings:

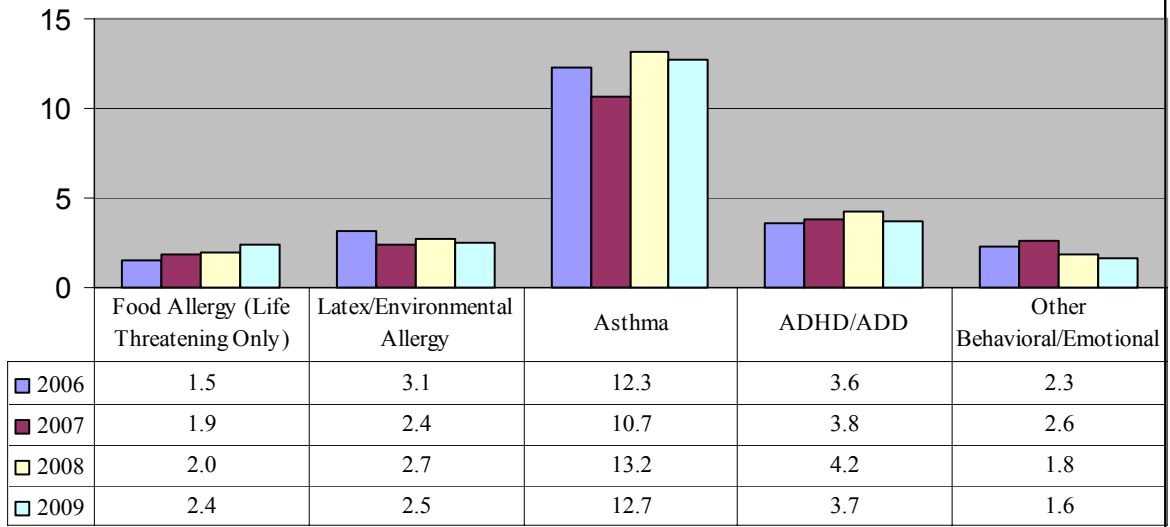
- The optional service provided most frequently by districts to their public school students is pediculosis screening.
- 17 to 21 percent of public school students receive pediculosis screenings. About 1 percent of students receive nutrition screening.
- Approximately 2 to 4 percent of public school students receive mental health consultations each year. 3 in 10 of these students are referred to an outside provider.
- 12 to 24 percent of districts provide dental services. The percentage of public school students receiving dental screenings has never exceeded 13 percent.
- Vision screenings, compared to other mandatory services, generate the greatest number of referrals. From 5 to 7 percent of vision screenings result in a referral.

Student Health Care Needs:

- Connecticut school nurses provide services to students with a wide range of physical and emotional health needs. The health care conditions reported most frequently by districts are asthma, allergies, Attention Deficit Hyperactivity Disorder/Attention Deficit Disorder (ADHD/ADD), and other behavioral/emotional conditions.
- 11 to 13 percent of public school students in Connecticut have asthma.
- About 4 percent of public school students have ADHD/ADD.

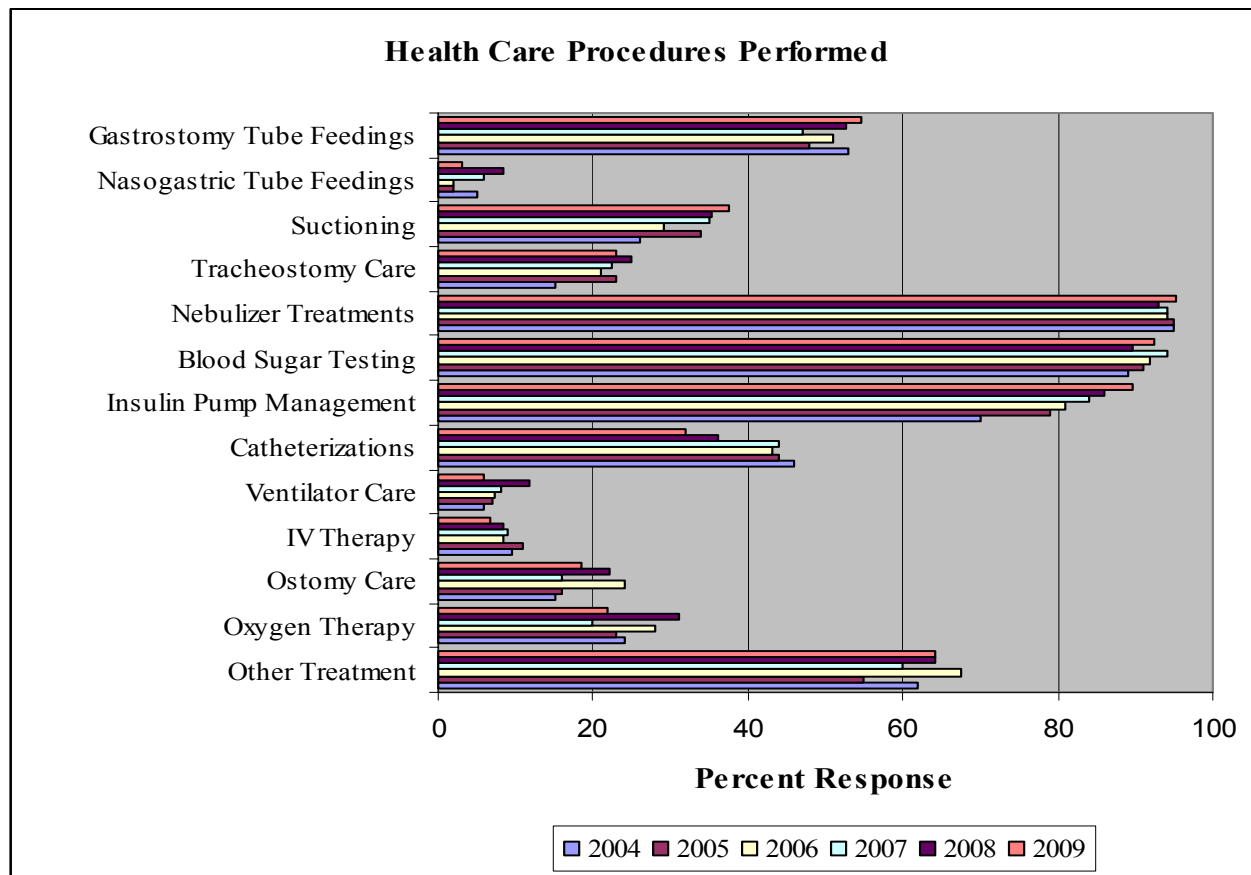
Student Health Care Needs

Percent of Public School Student:



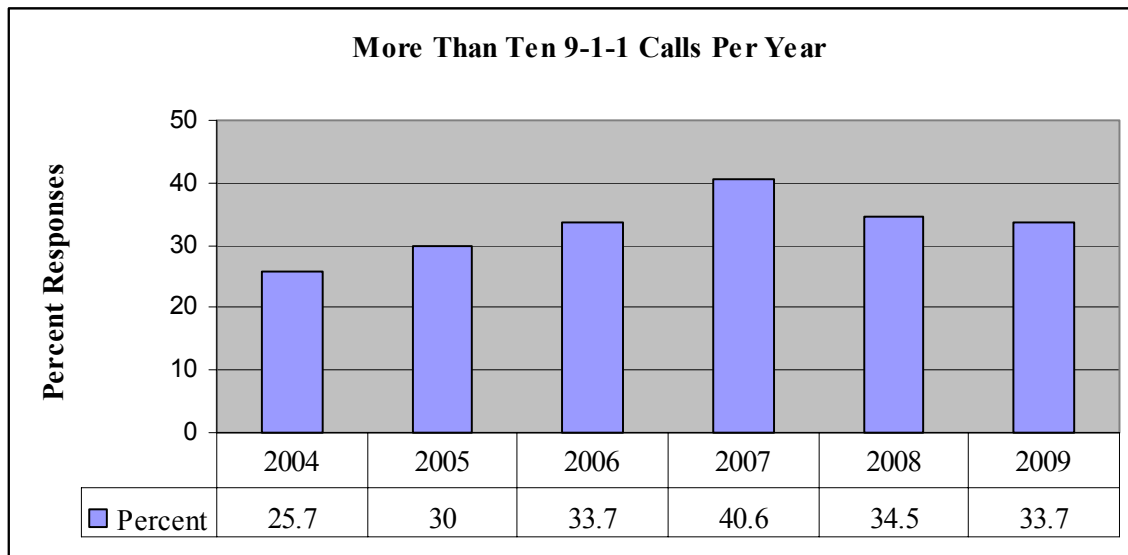
Health Care Procedures Performed by School Nurses:

- The health care procedures most likely to be performed by public school districts are nebulizer treatments, blood sugar testing and insulin pump management.
- Seventy percent of public school districts performed insulin pump management in 2004 compared to 87 percent in 2009.
- Twenty-six percent of public school districts performed suctioning in 2004 compared to 38 percent in 2009.
- All procedures are less likely to be performed in the private, non-profit school setting than in the public school setting.



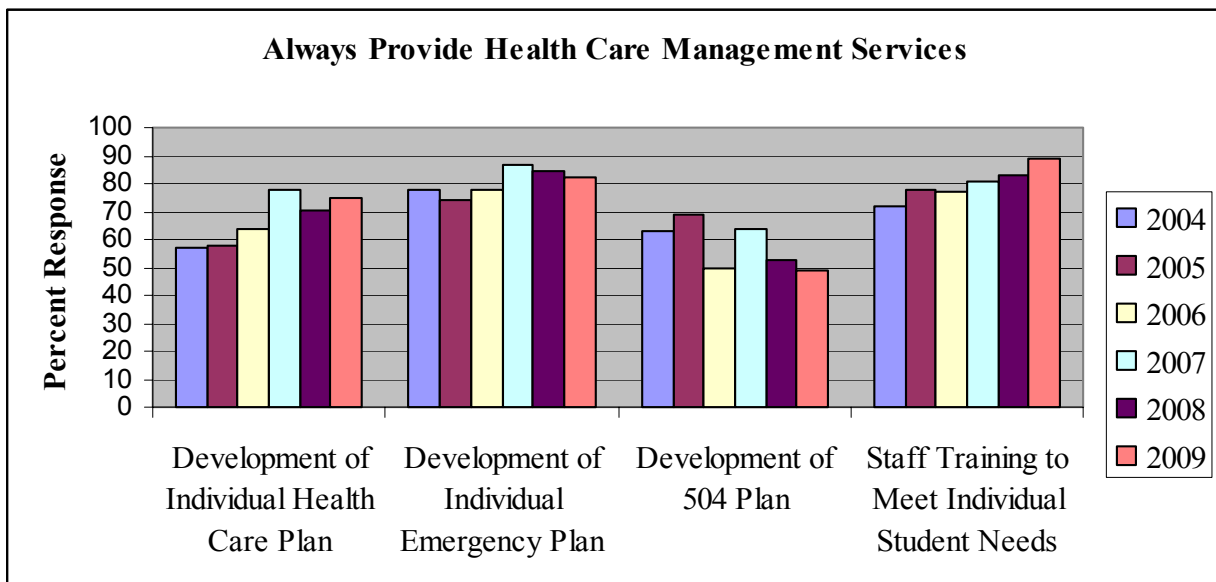
9-1-1 Calls:

- The percentage of districts making more than ten 9-1-1 calls per year has increased over time.
- Thirty-five percent of districts reported placing more than ten 9-1-1 calls per year in 2009 compared to 26 percent of districts in 2004.
- Injury is the most frequently cited reason for 9-1-1 calls. Anaphylaxis is increasingly being reported as a reason for calling 9-1-1 and was the second most frequently cited reason during 2009.



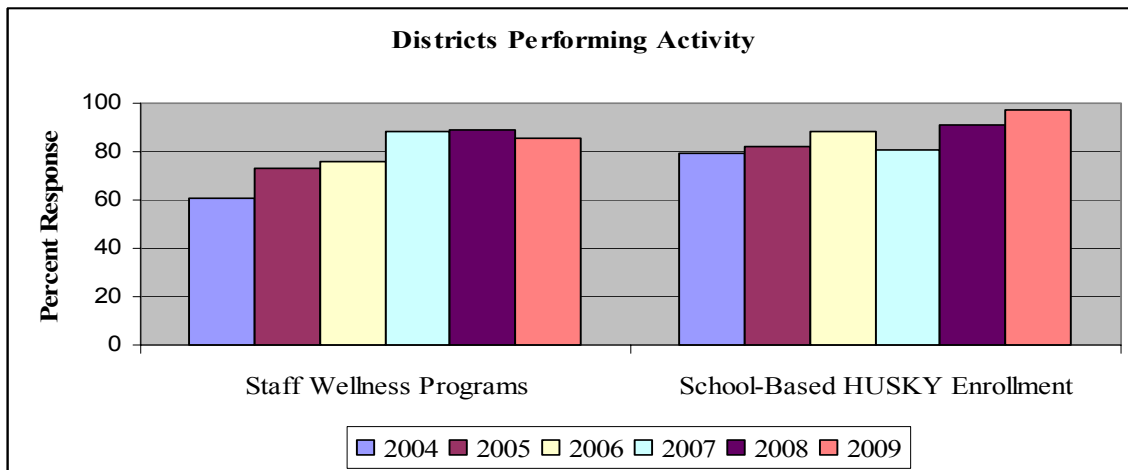
Health Care Management Services:

- The numbers of districts that always provide individual health care plans, individual emergency plans, and staff training to meet individual student needs are greater in more recent years of the survey compared to earlier years. The percent of districts that always provide development of 504 Plans have been generally decreasing over time.
- The health care management service most likely to be provided by districts on a consistent basis is the development of individual emergency plans. Eighty two percent of districts always provided this health care management service in 2008.



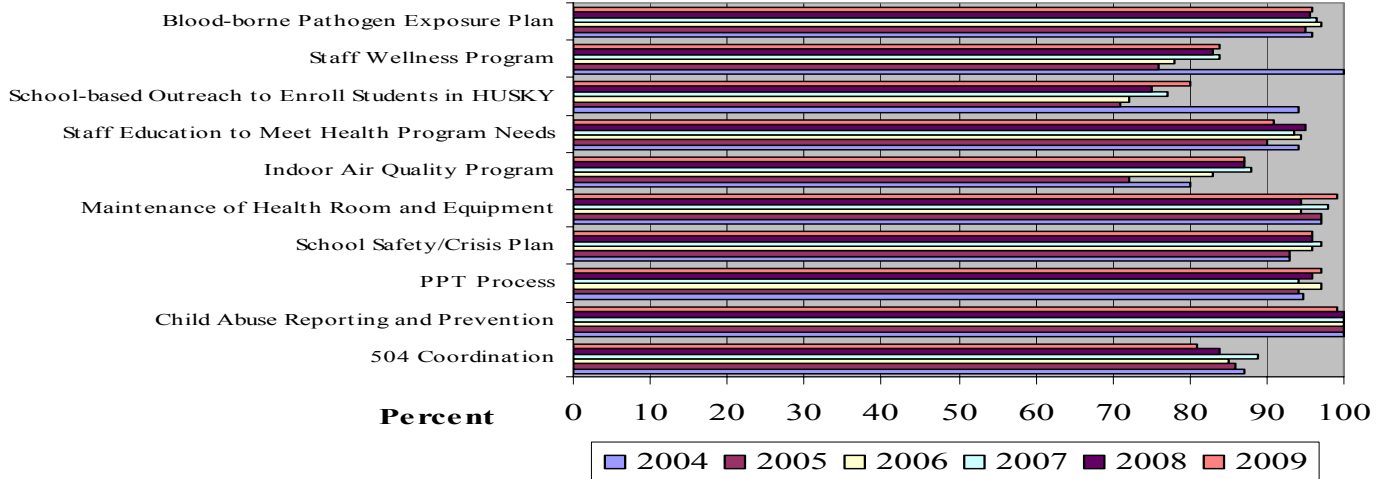
Health Coordination and Education Activities:

- The majority of districts reported the provision of a variety of health coordination and education activities to families, staff and students. Staff wellness programs and school-based Healthcare for Uninsured Kids and Youth (HUSKY) enrollment were provided by approximately 90 percent of districts.
- An increasing number of districts have staff wellness programs. Sixty-three percent of districts had a staff wellness program in 2004 compared to 89 percent in 2008 and 86 percent in 2009.



- Virtually all districts report that school health staff is involved in child abuse reporting and prevention.
- Among districts performing health room/equipment maintenance, blood-borne pathogen exposure prevention, Planning and Placement team (PPT), school safety/crisis planning, and staff health program education, at least 90 percent report that school health staff is involved.
- Districts report significant nurse involvement in school health coordination and education activities. In districts that offer staff wellness, HUSKY enrollment, indoor air quality, and 504 coordination programs, 80 to 90 percent of districts involve school nurses in these activities.
- District programs in staff wellness and HUSKY enrollment are least likely to involve school health services staff.

Involvement of School Health Staff



- An increasing number of districts have an automatic external defibrillator (AED) program in place.
- Sixty percent of districts had an AED program in 2005 compared to 72 percent in 2008.
- The number of districts having a school health team has increased greatly from 2005.
- Twenty-three percent of respondents reported having a school health team in 2005 compared to almost 80 percent in 2008.

